- Complement to MJD31C.

Collector-base voltage	-100
Collector-emitter voltage	-100
Emitter-base voE	

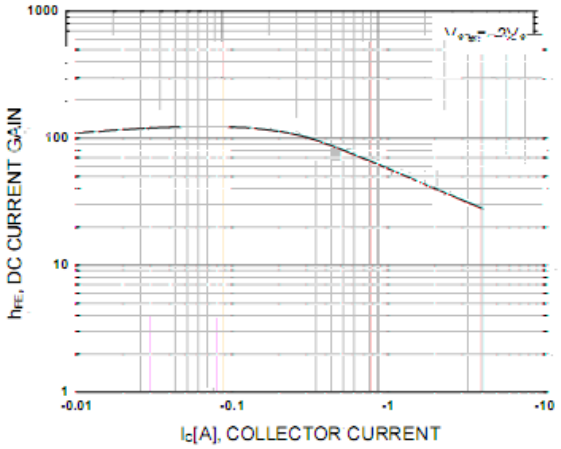

Figure 1. DC current Gain



Figure 2. Base-Emitter Saturation Voltage Collector-Emitter Saturation Voltage

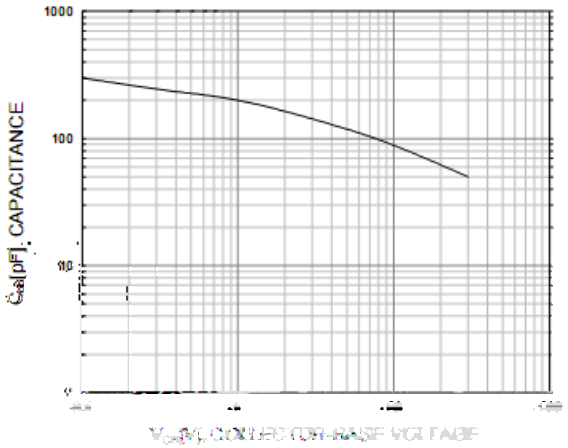

Figure 3. Collector Capacitance



Figure 4. Turn On Time



Figure 5. Turn Off Time



Figure 6. Safe Operating Area

Marking Diagram

Ordering inform

Di