Plastic-Encapsulate Transistors

TRANSISTOR PNP

APPLICATION

FEATURES

Absolute Maximum Ratings (T

Param	mb	Value	Unit
	V_{CBO}		V
	V_{CEO}		V
	V_{EBO}		V
	$_{C}$		A
	P_C		W
	T_j		
	T_{stg}		

Electrical Characteristics (Ta=25)

Parameter	Conditions	Symbol	Min	Typ	Max	Unit
		BV_{CBO}				V
		BV_{CEO}				V
		V_{EBO}				V
		I_{CBO}				μA
		I_{EBO}				μA
		$h_{FE}(1)$				

Typical Characteristics

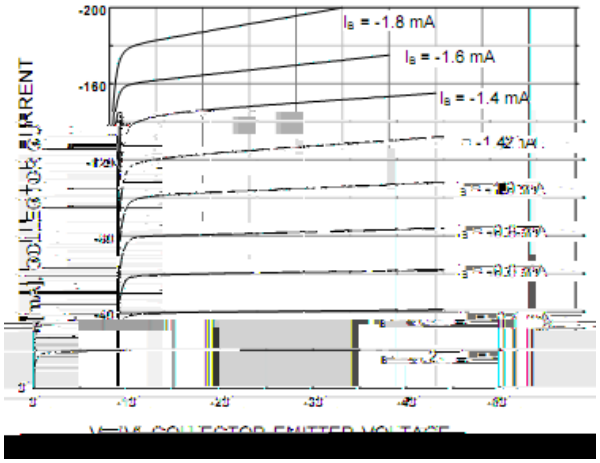

Figure 1. Static Characteristic

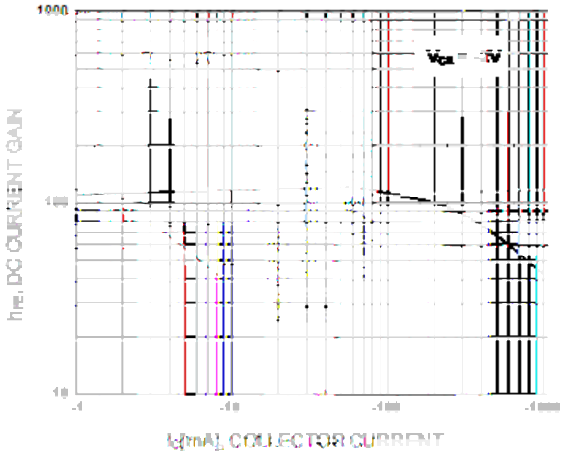

Figure 2. DC current Gain

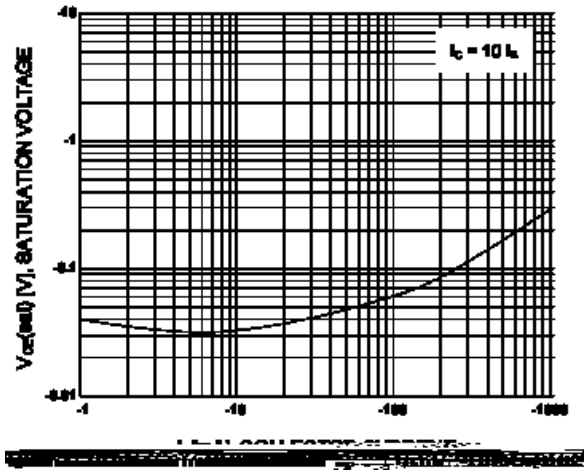

Figure 3. Collector-Emitter Saturation Voltage



Figure 4. Base-Emitter Saturation Voltage



Figure 5. Collector Output Capacitance

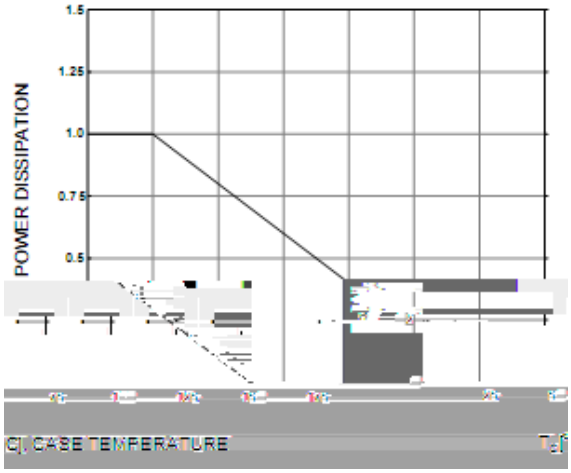

Figure 6. Power Derating

Ordering information

Pac age	Pac ing Description	Base Quantity
TO-92	Bulk	1000pcs/Bag
	Tape	2000pcs/Box

Pac age Dimensions

TO-92

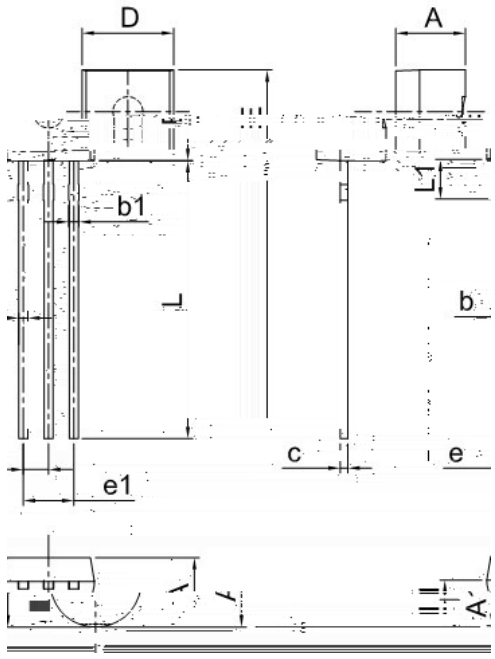

Dim	Millimeter		Inches	
	Min.	Max.	Min.	Max.
A	3.30	3.70	0.130	0.146
A1	2.30	2.70	0.091	0.106
b	0.40	0.50	0.016	0.020
b1	0.50	0.70	0.020	0.028
c	0.35	0.45	0.014	0.018
D	4.45	4.70	0.175	0.185
E	4.40	4.65	0.173	0.183
e	1.17	1.37	0.046	0.054
e1	2.34	2.64	0.092	0.104
L	13.50	14.50	0.531	0.571
L1	1.80	2.20	0.071	0.087

The information presented in this document is for reference only. GuangDong Youfeng Microelectronics Co.,Ltd. reserves the right to make changes without notice for the specification of the products displayed herein to improve reliability, function or design or otherwise. The product listed herein is designed to be used with ordinary electronic equipment or devices, and not designed to be used with equipment or devices which