NPN Plastic-Encapsulate Transistors

APPLICATIONS

- Power amplifier
- Switching circuit

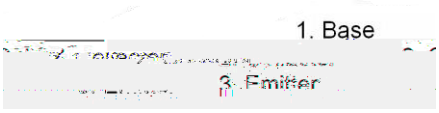

FEATURES

- Low Collec

Electrical Characteristics (Ta=25°C)

Parameter	Symbol	Conditions	Min	Typ	Max	Unit
Collector-base breakdown voltage	BV_{CBO}	I_C = 5mA I_E = 0	200			V
Collector-emitter breakdown voltage	BV_{CEO}	I_C = 10mA I				

$h_{FE\ (1)}$ Classification

2SC2908-M 2SC2908-L 2SC2908-K

Typical Characteristics



Figure 1. Static characteristic



Figure 2. DC current Gain

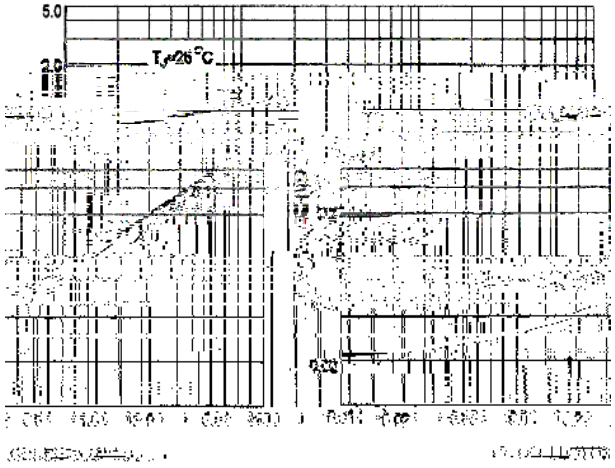

Figure 3. Collector-emitter saturation voltage
Base-emitter saturation voltage



Figure 4. Switching time



Figure 5. Safe Operating Area

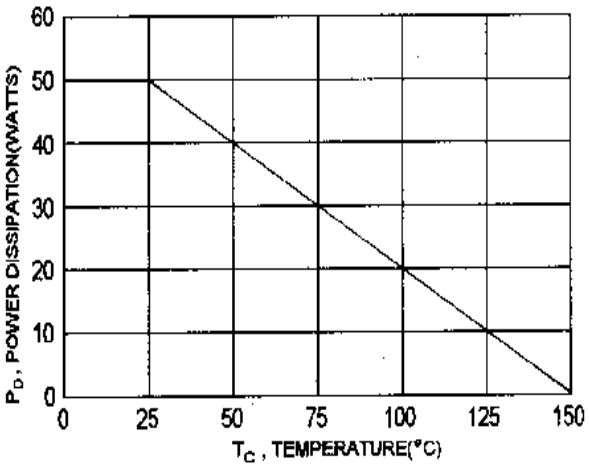

Figure 6. Power derating

Marking Diagram

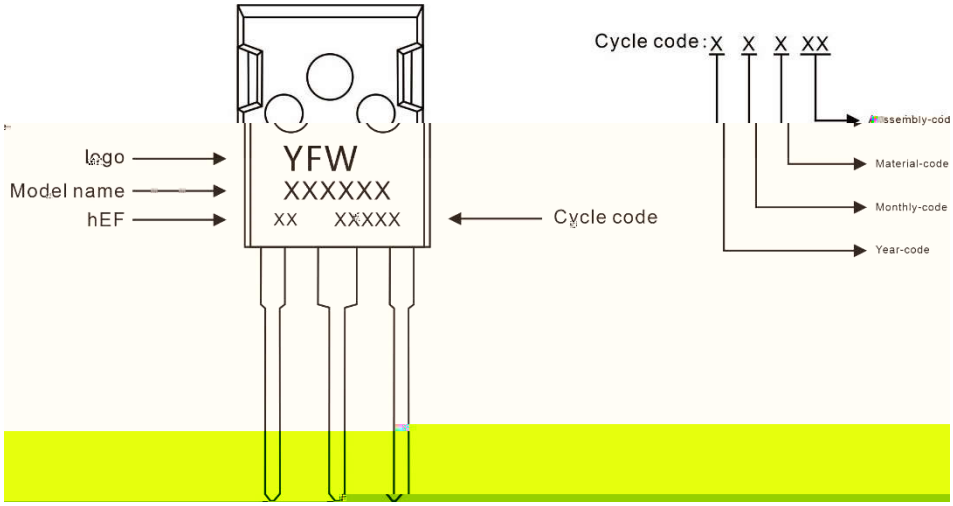

Ordering information

Model name	Package	Unit Weight	Base Quantity	Packing Quantity
2SC2908	TO-247	0.209oz(5.93g)	30pcs/tube	600PCS/Box 2400PCS/Carton

Package Dimensions

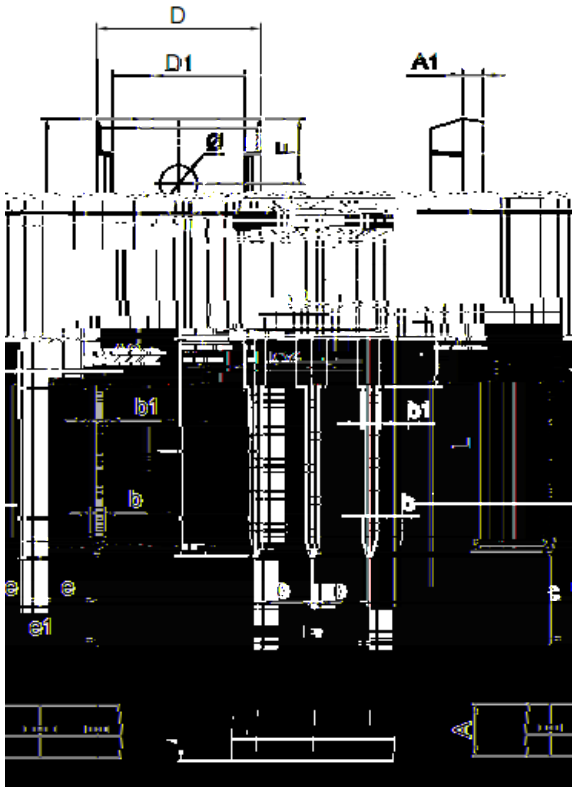

Dim	Millimeter		Inches	
	Min.	Max.	Min.	Max.