LOW VF Schottky Rectifier

Reverse Voltage - 300 V

Forward Current - 20 A



FEATURES

-
-
-
-
-

MECHANICAL DATA

-
-

Primary Characteristic

I_o	2*10A
V_{RRM}	300V
I_{FSM}	250A
V_F	0.78V
T_J Max	150ÁC

Maximum Ratings (Per Leg) at Ta=25ÁC unless otherwise specified

Parameter		Symbols	Value	Units
		V_{RRM}		V
		V_{RMS}		V
		V_{DC}		V
		I_o		A
		I_{FSM}		A
		T_J		ÁC
		T_{STG}		ÁC
(Note1)		$R_{\theta JC}$		ÁC/W

Note1: Thermal resistance from Junction to case per leg mounted on heatsink.

Electrical Characteristics (Per Leg) unless otherwise specified

Characteristics		Symbols	Value		Units
			Typ	Max	
F		V_F			V
F					
F					
R		I_R			uA
					uA

Note2:Pulse test: 300 εs pulse width, 1 % duty cycle

RATINGS AND CHARACTERISTIC CURVES

FIG.1 MAXIMUM FORWARD CURRENT DERATING CURVE

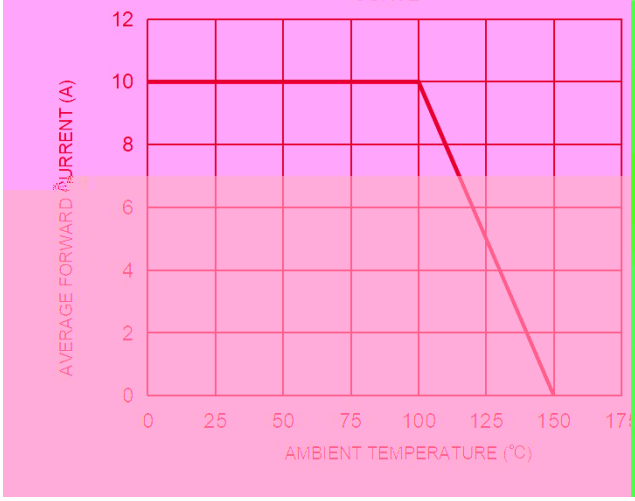

FIG .2 MAXIMUM NON-REPETITIVE FORWARD SURGE CURRENT





FIG .4 TYPICAL REVERSE CHARACTERISTICS PER LEG

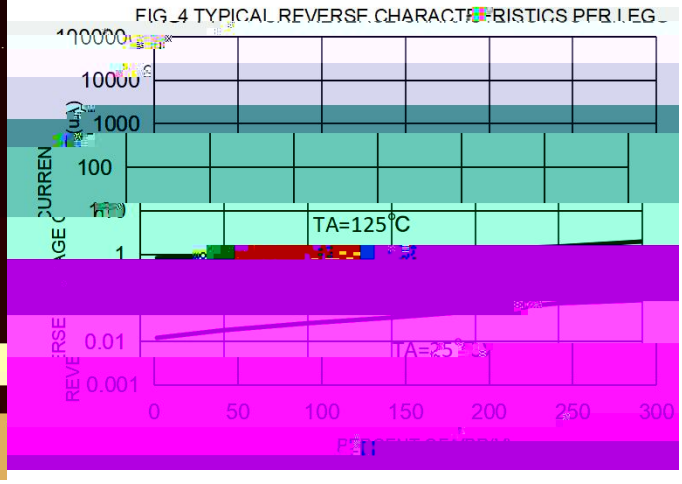

Marking Diagram

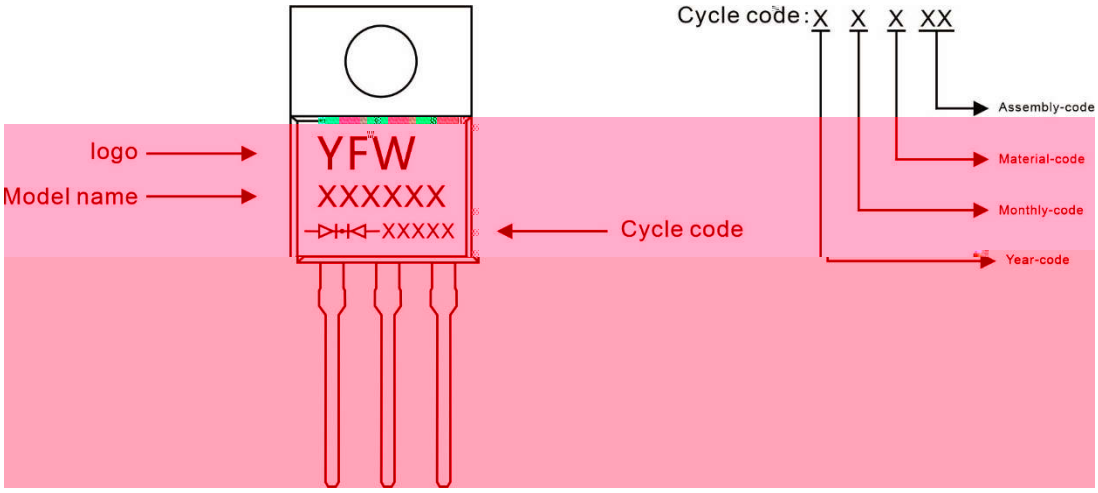

Ordering information

Model name	Package	Unit Weight	Base Quantity	Packing Quantity
	! ! "#$%	"&"'()*+&,-./%%	0"12345678%%	+"""9:;4$(<%0"""9:;4:=>5(?%

Package Dimensions

TO-220AB

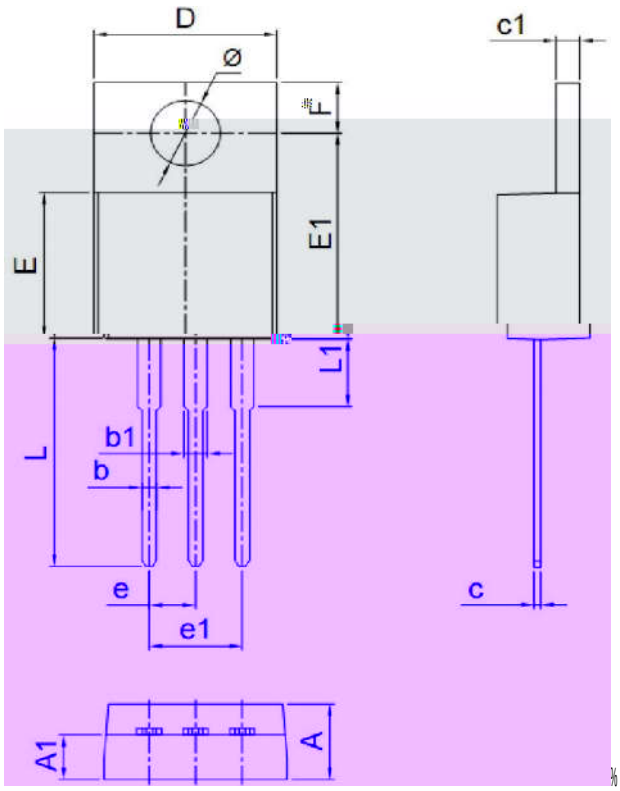

Symbol	Millimeter		Inches	
	Min.	Max.	Min.	Max.
#%	@&A"%	@&'"%	"&+-,%	"&+B0%
#+%				
7%	"&'+%	"&,+%	"&"!B%	"&"A-%
7+%	+&+'%	+&A'%	"&"@-%	"&"0@%
2%	"&A"%	"&0"%	"&"+!%	"&"!"%
2+%	+&+'%	+&A'%	"&"@-%	"&"0@%
C%	,&,"%	+"&!"%	"&A,"%	"&@"!%
D%	B&0"%	B&,"%	"&AA0%	"&A0"%
D+%	+!&""%	+!&0"%	"&@'!%	"&@,!%
8%	!&@@%	!&-@%	"&",-%	"&+"@%
8+%	@&BB%	0&!B%	"&+,!%	"&!"B%
E%	!&-"%	!&B"%	"&+"!%	"&++"%
F%	+A&!"%	+A&B"%	"&0!"%	"&0@A%
F+%	A&B"%	@&!"%	"&+0"%	"&+-0%
G%	A&-"%	A&,-%	"&+@!%	"&+0-%

%

Marking Diagram

Ordering information

Model name	Package	Unit Weight	Base Quantity	Packing Quantity
	TO-220F	0.06oz(1.74g)	50pcs/tube	1000PCS/Box 5000PCS/Carton

Package Dimensions

TO-220F

	Symbol	Millimeter		Inches	
		Min.	Max.	Min.	Max.
	A	T4.5			

The information presented in this document is for reference only. GuangDong Youfeng Microelectronics Co.,Ltd. reserves the right to make changes without notice for the specification of the products displayed herein to improve reliability, function or design or otherwise. The product listed herein is designed to be used with ordinary electronic equipment or devices, and not designed to be used with equipment or devices which require high level of reliability and the malfunction of with would directly endanger human life (such as medical instruments, transportation equipment, aerospace machinery, nuclear-reactor controllers, fuel controllers and other safety devices),YFW or anyone on its behalf, assumes no responsibility or liability for any damages resulting from such improper use of sale. This publication supersedes & replaces all information previously supplied. For additional information, please visit our website https://www.yfwdiode.com, or consult YFW sales