Super Fast Rectifiers

Reverse Voltage - 200 V

Forward Current - 20 A

FEATURES

- Glass passivated chip junctions
- High Speed recovery time for switching mode application
- High Forward Surge Capability
- Low Reverse Curren
- Lead free in compliance with EU RoHS 2011/65/EU directive

MECHANICAL DATA

- Leads: Solderable per milstd-202, Method 208
- Polarity: as marked
- Mounting torque: 5 in-bs maximum
- Temminals: Puretin plated

Primary Characteristic

I_F	2*10A
V_{RRM}	200V
I_{FSM}	300A
V_F	0.81V
T_J Max	150°C

Maximum Ratings (Per Leg) at Ta=25°C unless otherwise specified

Parameter		Symbols	Value	Units
Maximum Repetitive Peak Reverse Voltage		V_{RRM}	200	V
Maximum RMS voltage		V_{RMS}	140	V
Maximum DC Blocking Voltage		V_{DC}	200	V
Average Forward Current	per device	I_F	20	V
	per diode		10	
Peak Forward Surge Current, 8.3ms Single Half Sine-wave		I_{FSM}	300	A
Operating Junction Temperature Range		T_J	-55 ~ +150	°C
Storage Temperature Range		T_{STG}	-55 ~ +150	°C
Typical Thermal Resistance(Note 2)		$R_{\theta JC}$	1.5	°C/W

RATINGS AND CHARACTERISTIC CURVES

EHF- 0 , SXOHB@K ENQV@QC BTQQDMS CDQ@SHMF BTQUD

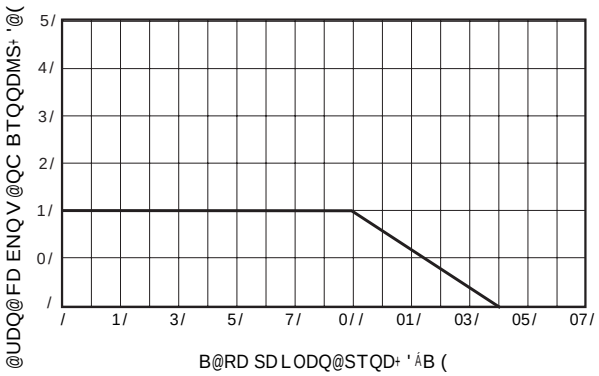

EHF- 1 , L@WHLTL MNM,QDODSHSHUD ENQV@QC RTQFD BTQQDMS

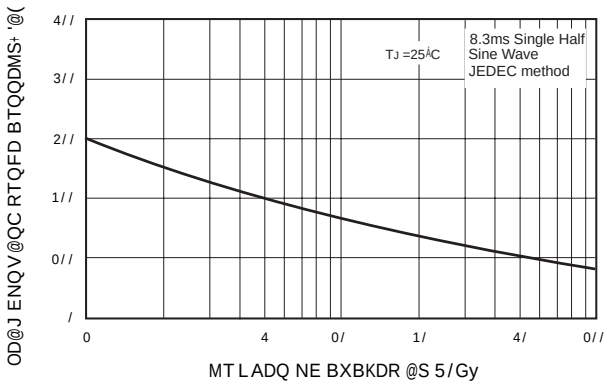

EHF- 2 , SXOHB@K QDUDQRD BG@Q@BSDQHRSHBR

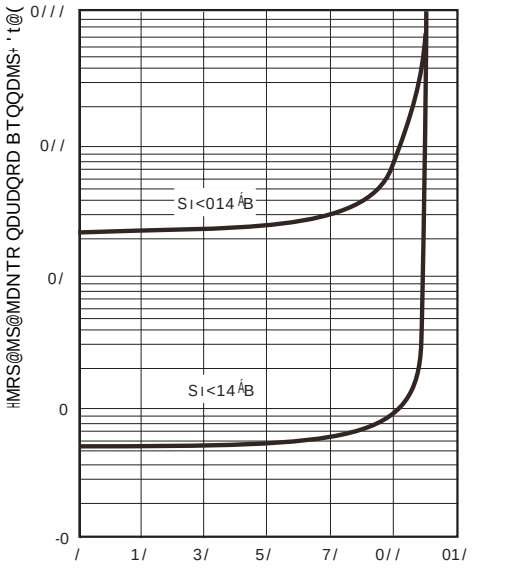

EHF- 3 , SXOHB@K HMRS@MS@MDNTR ENQV@QC BG@Q@BSDQHRSHBR

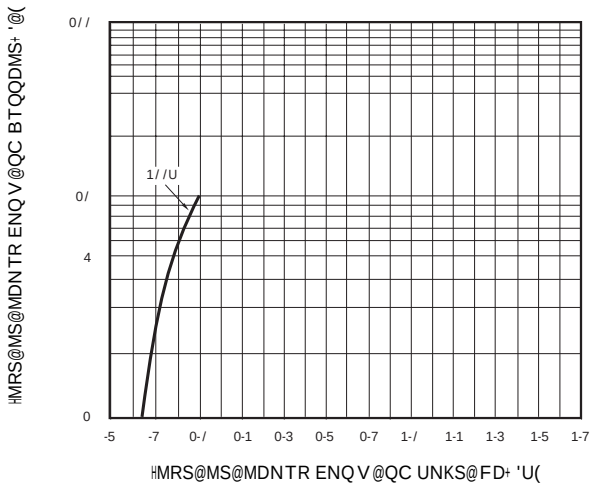

Marking Diagram

Ordering information

Model name	Package	Unit Weight	Base Quantity	Packing Quantity

The information presented in this document is for reference only. GuangDong Youfeng Microelectronics Co.,Ltd. reserves the right to make changes without notice for the specification of the products displayed herein to improve reliability, function or design or otherwise. The product listed herein is designed to be used with ordinary electronic equipment or devices, and not designed to be used with equipment or devices which require high level of reliability and the malfunction of with would directly endanger human life (such as medical instruments, transportation equipment, aerospace machinery, nuclear-reactor controllers, fuel controllers and other safety devices),YFW or anyone on its behalf, assumes no responsibility or liability for any damages resulting from such improper use of sale. This publication supersedes & replaces all information previously supplied. For additional information, please visit our website https://www.yfwdiode.com, or consult YFW sales office for further assistance.