0.8A Ultra small mini bridge stack

Reverse Voltage - 400 to 1000 V

Forward Current - 0.8A



FEATURES

- Low profile space
- Ideal for printed circuit board
- Low reverse leakage
- Applicated in power supply equipment
- High ring wave immunity capability
- High temperature soldering guaranteed:260°C/10 seconds
- Component in accordance to RoHS 2011/65/EU and WEEE 2002/96/EC

MECHANICAL DATA

- Case: SBS
- Molding compound meets UL 94 V-0 flammability rating
- Terminals: Solder plated, solderable per MIL-STD-750 Method 2026
- Polarity: Mark a dot at the positive position.
- The other end on the same side is negative.AC pole is on the other side
- Mounting Position: Any

Maximum Ratings & Thermal Characteristics (T_A=25 unless otherwise noted)

Parameter	Symbols	SMB4S	SMB6S	SMB8S	SMB10S	Units
Maximum Repetitive Peak Reverse Voltage	V_{RRM}	400	600	800	1000	V
Maximum RMS bridge input voltage	V_{RMS}	280	420	560	700	V
Maximum DC blocking voltage	V_{DC}	400	600	800	1000	V
Average forward rectified current	$I_{(AV)}$	0.8				A
Peak forward surge current 8.3 ms single half sine-wave superimposed on rated load	I_{FSM}	25				A
Rating for fusing (t < 8.3 ms)	I^2t	2.6				A^2s
Instantaneous forward voltage I_F=0.8A	V_F	0.9				V
Reverse current T_J=25 T_J=125	I_R	5.0 100				μA
Thermal resistance from junction to ambient	$R_{\theta JA}$	180				°C/W
Thermal resistance from junction to lead	$R_{\theta JL}$	35				°C/W
Operating and Storage Temperature Range	T_j, T_{stg}	-55 ~ +125				°C

Rating and Characteristic Curves(TA=25 Uniless otherwise noted)

Fig.3 Typical Forward Voltage Characteristics

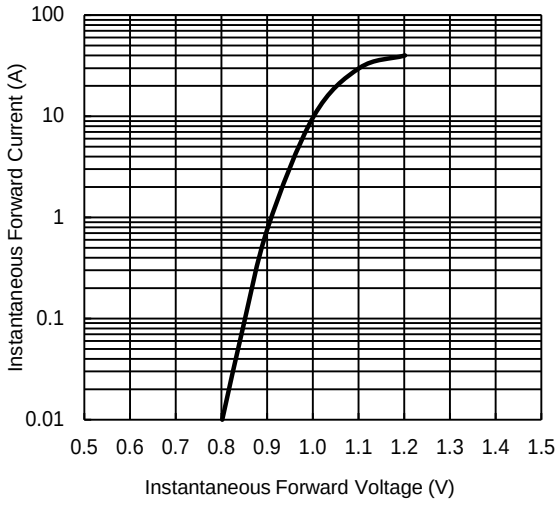

Fig.4 Typical Reverse Characteristics

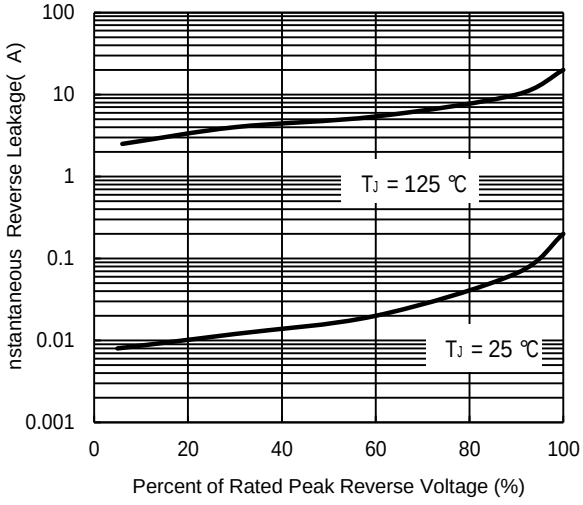

Fig.5 Junction temperature vs. conduction angle

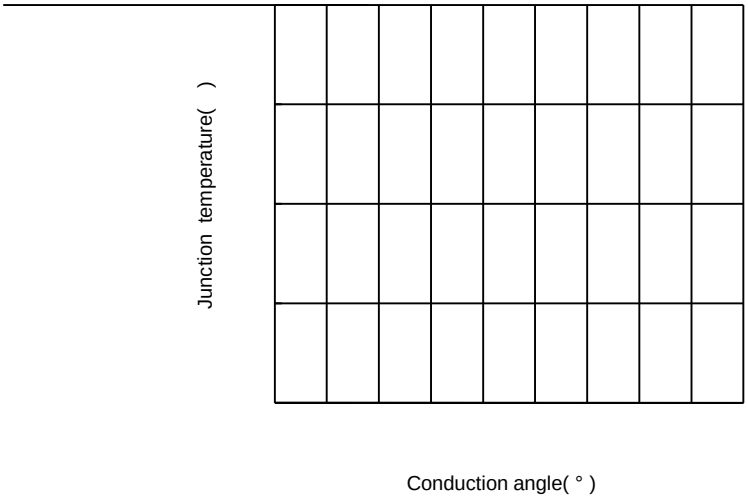

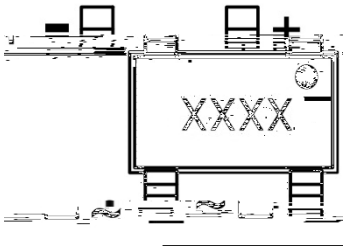

	Tape/Reel,13”reel	10000PCS/Reel 100000PCS/Carton

