Surface Mount Transient Voltage Suppressors

Reverse Voltage: 6.8V ~ 250 V

1500 Watt Peak Pulse Power



FEATURES

MECHANICAL DATA

Maximum Ratings And Electrical Characteristics

Paramete	Symbol	Value	Units
	P_{PPM}		W
	I_{FSM}		A
	I_{PPM}		A
	P_{Pk}		W
	V_F		V
	T_J,T_{STG}		°C

Notes:1.Non-repetitive current pulse,per Fig.3 and derated above T_A=25°C per Fig.2

2. Mounted on 5.0mm copper pads to each terminal

3. Measured on 8.3ms single half sine-wine.For uni-directional devices only.

Type	Marking	Peak Pulse Power	Stand-offse Pow

Ratings And Characteristic Curves

Fig.1 Peak Pulse Power Rating Curve

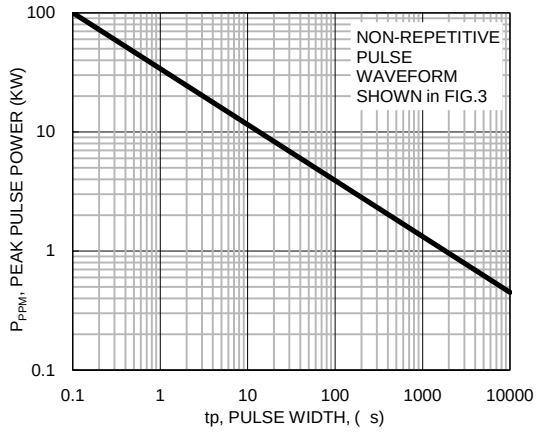

Fig.2 Pulse Derating Curve

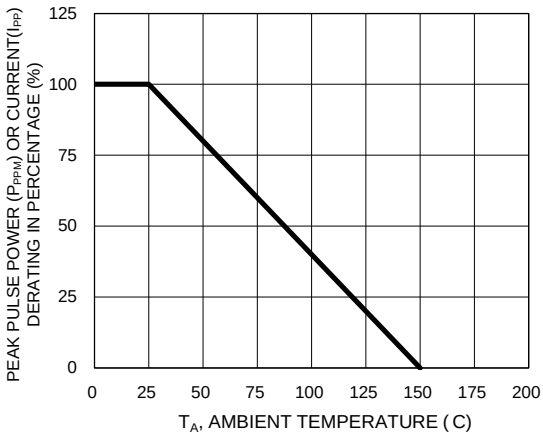

Fig.3 Clamping Power Pulse Waveform

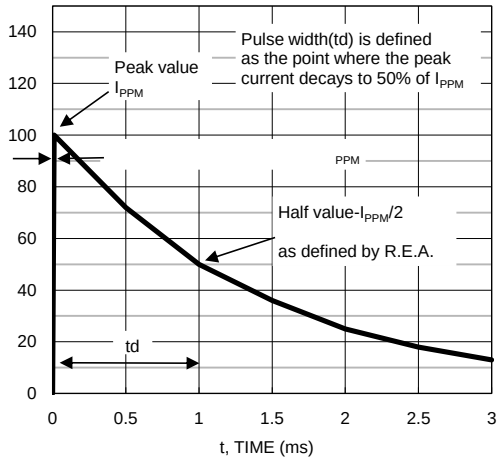

Fig.4 Typical Junction Capacitance

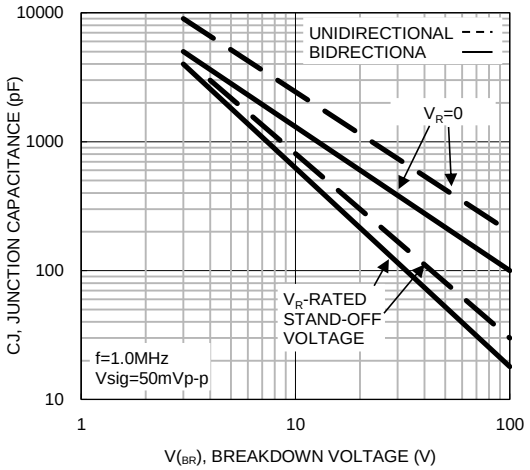

Fig.5 Maximum Non-repetitive Forward Surge Current Unidirectional Only

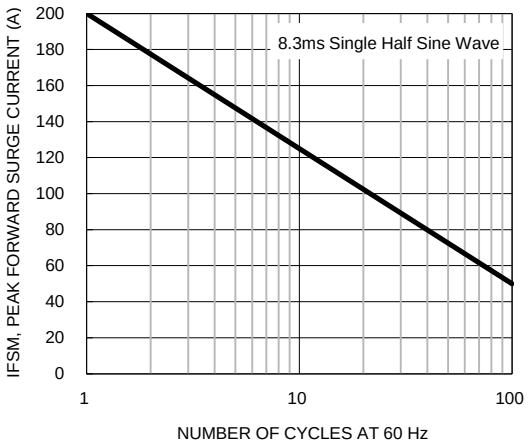

!"#$% &# %! '

(!)*!#$% #$+,!' -#,$

. /" %*	. /"#$% &*0/!#1-#,$	. /"#$% 23 $-#-4
5(6788	Tape/Reel,13”reel	5000PCS/Reel 50000PCS/Carton

. /" %* &#'*$0#,$0 ŕ Ů /

5(6788

&#'9	#:#'*-*!;' '<		'#:	
	#$9	=9	#$9	=9
A	1.1	1.2	43	47
A2	0.3	0.4	12	16

The information presented in this document is for reference only. GuangDong Youfeng Microelectronics Co.,Ltd. reserves the right to make changes without notice for the specification of the products displayed herein to improve reliability, function or design or otherwise. The product listed herein is designed to be used with ordinary electronic equipment or devices, and not designed to be used with equipment or devices which require high level of reliability and the malfunction of with would directly endanger human life (such as medical instruments, transportation equipment, aerospace machinery, nuclear-reactor controllers, fuel controllers and other safety devices),YFW or anyone on its behalf, assumes no responsibility or liability for any damages resul resu/ q ŧ ŧ ove s ľ rX le Ң Ů fsor ˛ ᵘ m tori я ear ŭ ľ c a я ʻ gX я ʻ sor ˛ ᵘ larsiceX