	160A
	60V
	<2.6mΩ

⧫High ruggednes



Figure 1. On-Region Characteristic

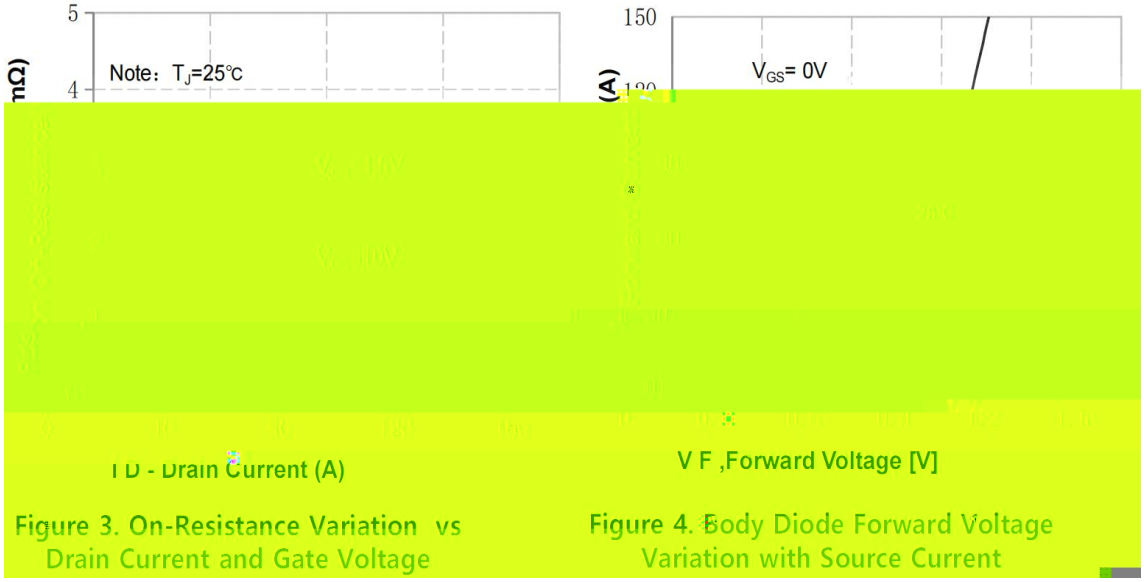

Figure 3. On-Resistance Variation vs Drain Current and Gate Voltage

Figure 4. Body Diode Forward Voltage Variation with Source Current



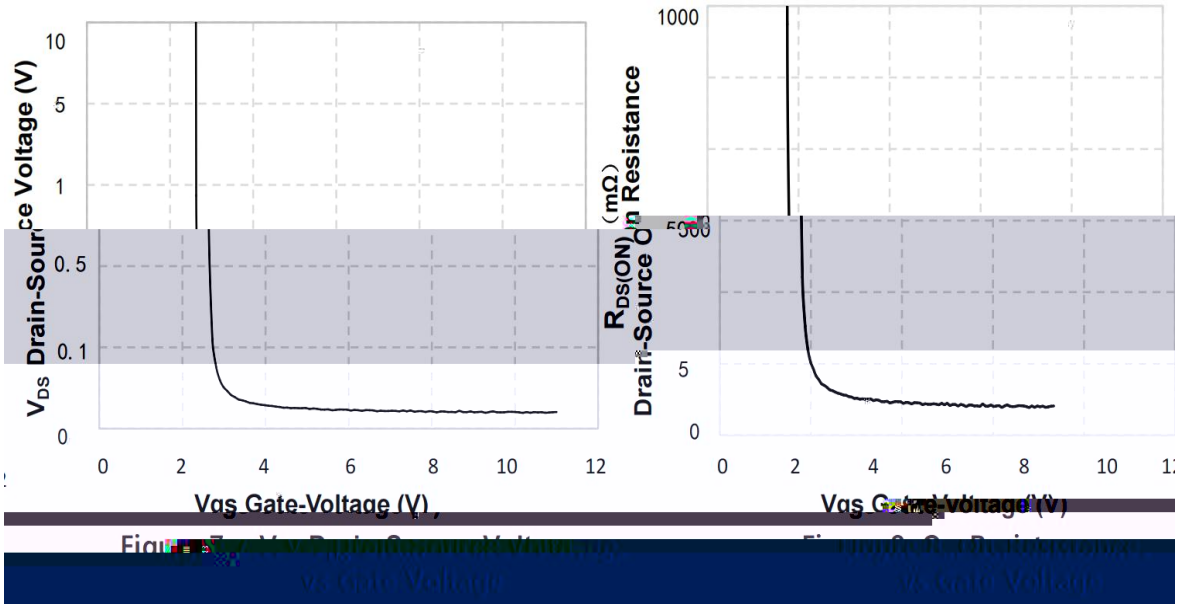
10
5
1
0.5
0.1
0
0
2
4
6
8
10
12
Vgs Gate-Voltage (V)
1000
500
5
0
0
2
4
6
8
10


1000
100
10
0.01ms
0.01ms
1ms
10ms
Limited by R
200
150
100

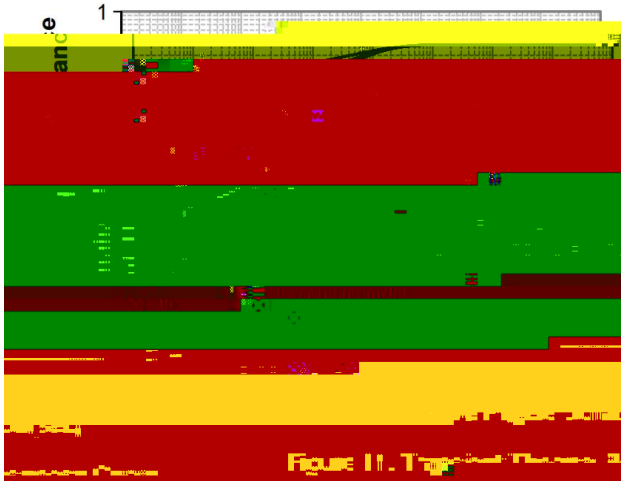
1

Marking Diagram

Ordering information

Model name	Package	Unit Weight	Base Quantity	Packing Quantity
YFWG160N06ASC	TO-263C	0.04oz(1.16g)	800pcs/reel	1600pcs/box 8000pcs/Carton

Packag N ti u